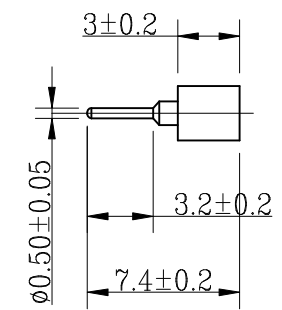
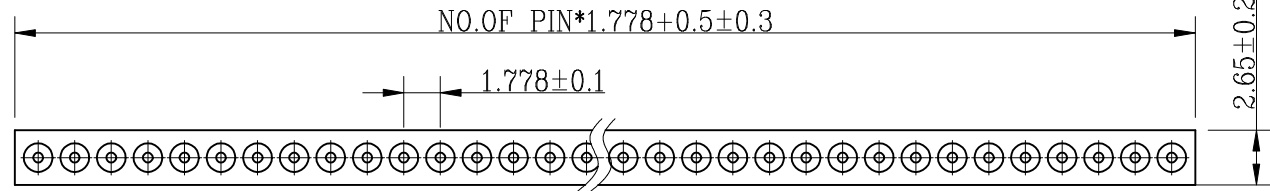


REV.	ECN NO.	APPD	DATE
A0	RELEASE	Jeff Zhou	06/20

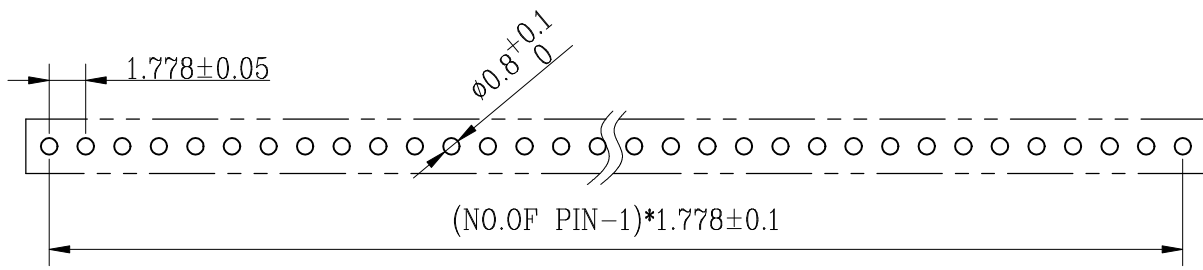
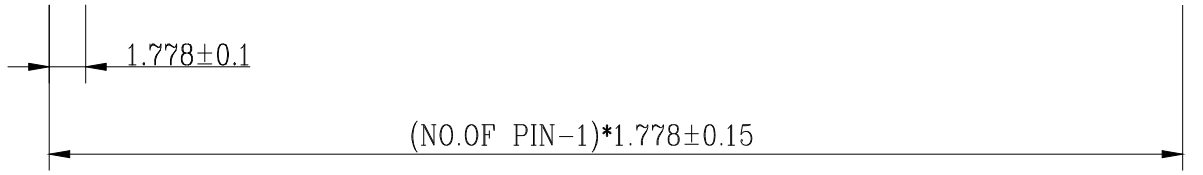
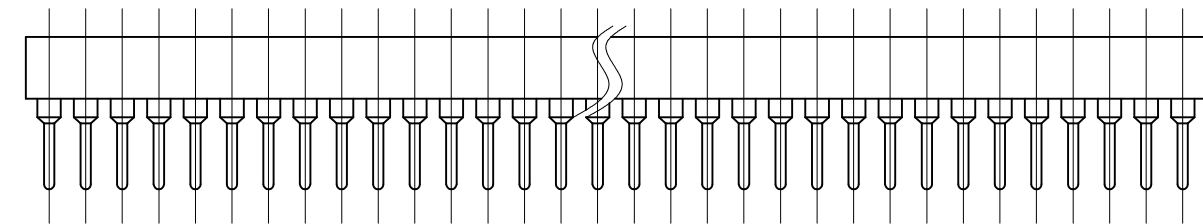
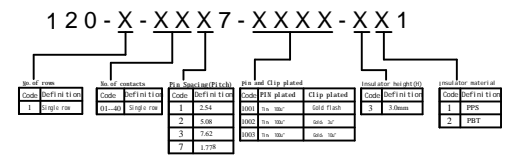


**ELECTRICAL:**  
 Current rating:3.0Amps/Contact MAX  
 Contact resistance:20mΩ / Contact MAX  
 Insulation resistance:1000MΩ at V=100V MIN  
 Operating voltage:60V AC/DC

**MECHANICAL**  
 Average insertion force with steel pin of Ø0.46mm:250g MAX  
 Average with drawal force with steel pin of Ø0.46mm:25G MIN  
 Mechanical life cycle:200 cycle MIN  
 Operating temperatures:  
 -40°C ti +105°C  
 Soldering Temperature:+240°C,10S MAX

**Material**  
 PIN: Brass,machined  
 CLIP: Beryllium Copper  
 Plating(PIN):50u" Ni,100u" Sn  
 Plating(Clip):50u" Ni,GOLD FLASH  
 Insulator body(Black):PBT or other(UL94V-0)

How to order:



**P.C.Board Layout**

X ±0.5	UNITS	NAME:
.X ±0.38	mm	1.778mm圆孔单排/1*XXpin
.XX±0.25	MAT'L	PART NO.:
.XXX±0.08	FINISH	120-1-XX77-100X-321
X° ±2°		APPD:
THESE DRAWINGS AND SPECIFICATIONS ARE THE PROPERTY OF JUNHAO ENGINEERING CO.,LTD. AND SHALL NOT BE REPRODUCED COPIED OR USED IN ANY MANNER WITHOUT THE PRIOR WRITTEN CONSENT OF JUN HAO ENGINEERING CO.,LTD		CHKD:
		DR: Jeff Zhou
		06/20

**JHM** 深圳市君灏精密工业有限公司  
 SHENZHEN JUNHAO ENGINEERING CO.,LTD

TITLE:  
 XX芯1.778mm间距单排圆孔插座

DWG NO.:  
 EP-C-120-1070-0104

SCALE	SHEET	REV.
1:1	1/1	A0