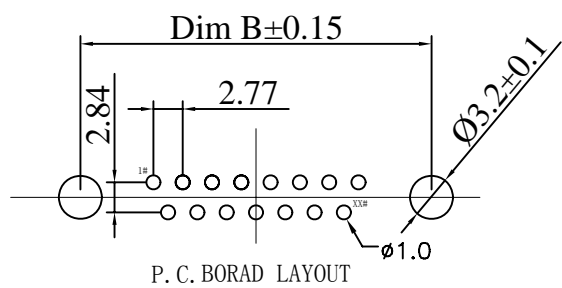
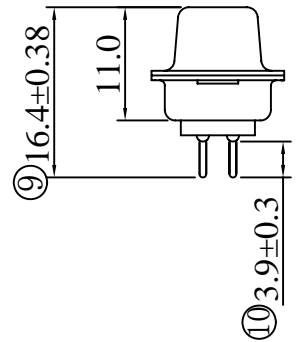
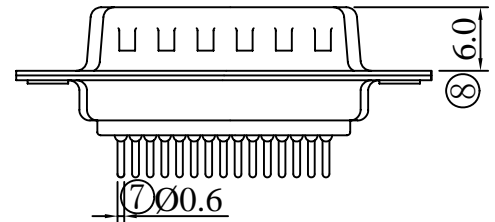

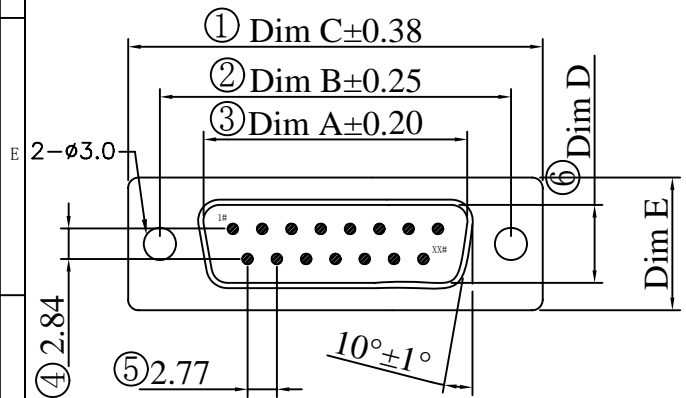


SIGN	DATE	DESCRIPTION	APPROVER
△	20140805	Modified electroplating numbe	JACKY LIU
△	20190123	Add"Nextron"LOGO and nut post height	JACKY LIU



POS. NO.	A	B	C	D	E
37P	55.42	63.50	69.32	8.38	12.50
25P	38.96	47.04	53.04	8.38	12.50
15P	25.25	33.32	39.14	8.38	12.50
9P	16.92	24.99	30.81	8.38	12.50

SPECIFICATIONS:

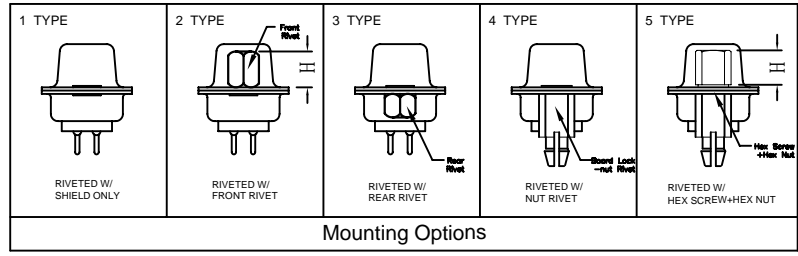
Current rating:3.0A AC/DC
Voltage rating:250V AC/DC
Contact resistance:30m ohm MAX
Insulation resistance:1000M ohm MIN
Withstanding voltage:1000V AC for one minute
Operating temperature range:-40°C~+85°C

MATERIAL AND FINISH

Insulator:PBT+30%G.F(UL94V-0)
Contact:Copper Alloy Nickel Undercoated
Selective Gold Plated
Finish:Metal Iron With Tin Plated

Ordering Information

SUB		DPXM		XXXXX		XXX		
Number of contacts	Housing Type	Mounting Options	Nut post height	Contacts Material	Contact Plated	Insulator material	Insulator color	Mark
Code Definition	Code Definition	Code Definition	Code Definition	Code Definition	Code Definition	Code Definition	Code Definition	Code Definition
A 9 PIN	M Male	1 RIVETED W/ SHIELD ONLY	0 H=5.8mm	2 Brass	1 Full Gold 1u"	0 PBT	0 Black	0 NONE
B 15 PIN	F Female	2 RIVETED W/ FRONT RIVET	1 H=4.8mm	7 Phosphor bronze	2 Gold 3u"	2 NYLON	6 Blue	2 Nextron
C 25 PIN		3 RIVETED W/ REAR RIVET			3 Gold 5u"		9 White	
E 37 PIN		4 RIVETED W/ NUT RIVET			4 Gold 10u"			
		5 RIVETED W/ HEX SCREW +HEX NUT			5 Gold 15u"			
					6 Gold 30u"			



JHJM 深圳市君灏精密工业有限公司
SHENZHEN JUNHAO ENGINEERING CO., LTD

PART. NAME: D型XX芯直插式PCB焊接插座(针)				TITLE: D-SUB/DP/xxP/MALE	
PART. NO.: SEE TABLE				DWG NAME: C-SUB-DP0M-0001	
APPROVED BY	CHECKED BY	DESIGNED BY	DRAWN BY	CUSTOM NO.:	Tolerance
Jonsson	Jeff	allan	Jacky		x. ±0.50
			2019.01.23		x.x ±0.30
					x.xx ±0.20
					xx° ±1°